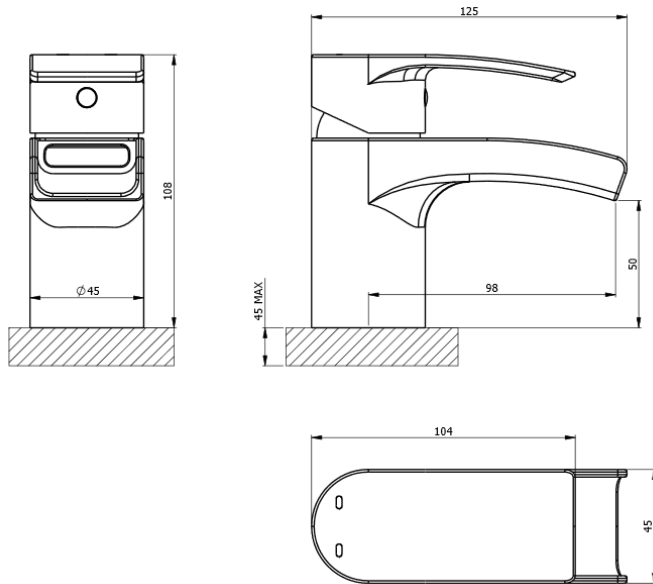


MARAL

E62006 – MINI MONO BASIN MIXER



Specification







Finish	Chrome
Body	Brass
Fittings	Metal plate, washer, stud & locking nut
Connection	M10 - DN8 Flexible hoses - 1/2" BSP threaded ends
Min dynamic pressure	0.1
Max dynamic pressure	6
Max static pressure	16
Max water temperature	60°C

Flow rates


Pressure	0.1	0.5	1	3
L/min	3.4	9.6	13.8	24.3
+restrictors	2.1	6.4	8.8	9.6

All Pressures in Bar. All flow in L/Min.
 Dimensions supplied are nominal and subject to tolerance.
 Inclusion or restrictors (sold separately unless stated) will affect flow rate result.
 Performance details are based on trials under test conditions and for guidance only.
 The Company reserves the right to change product specification without prior notice.

Features & Benefits

 Guarantee	 Low Pressure	 Flexible Hose	 Click Waste
 Flow Restrictor	 Single Flow		

Certifications

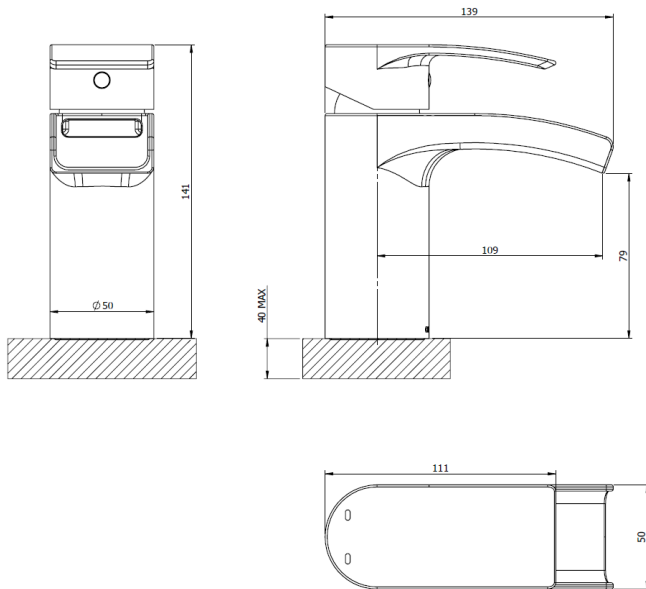


Tested @ 0.2bar



MARAL

E62007 – MONO BASIN MIXER



Specification

Finish	Chrome
Body	Brass
Fittings	Metal plate, washer, stud & locking nut
Connection	M10 - DN8 Flexible hoses - 1/2" BSP threaded ends
Min dynamic pressure	0.1
Max dynamic pressure	6
Max static pressure	16
Max water temperature	60°C

Flow rates

Pressure	0.1	0.5	1	3
L/min	2.5	8.0	11.7	21.1
+restrictors	/	/	7.9	10.0

All Pressures in Bar. All flow in L/Min.
 Dimensions supplied are nominal and subject to tolerance.
 Inclusion or restrictors (sold separately unless stated) will affect flow rate result.
 Performance details are based on trials under test conditions and for guidance only.
 The Company reserves the right to change product specification without prior notice.

Features & Benefits

10 YEAR Guarantee	L Low Pressure	Flexible Hose	Click Waste
F Flow Restrictor	Single Flow		

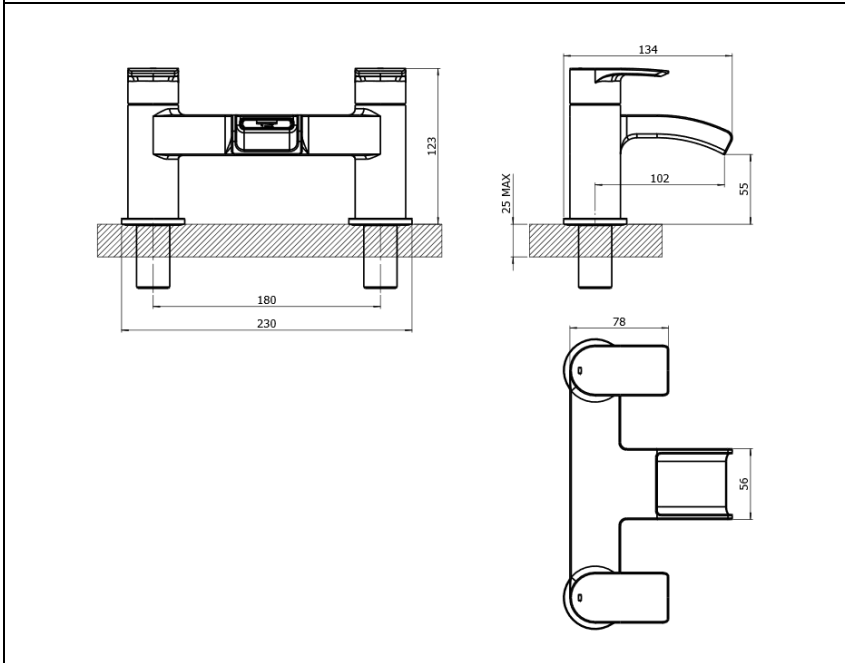
Certifications

4.5 l/min	
Tested @ 0.2bar	



MARAL

E62008 – BATH FILLER



Specification






Finish	Chrome
Body	Brass
Fittings	Brass backnut & washer
Connection	3/4" BSP Threaded tail
Min dynamic pressure	0.1
Max dynamic pressure	6
Max static pressure	25
Max water temperature	85°C

Flow rates


Pressure	0.1	0.5	1	3
L/min	13.9	41.6	61.5	105
+restrictors	6.3	21.6	30.1	40

All Pressures in Bar. All flow in L/Min.
 Dimensions supplied are nominal and subject to tolerance.
 Inclusion or restrictors (sold separately unless stated) will affect flow rate result.
 Performance details are based on trials under test conditions and for guidance only.
 The Company reserves the right to change product specification without prior notice.

Features & Benefits

 Guarantee	 Low Pressure	 Brass Back Nut	 Flow Restrictor
 Single Flow			

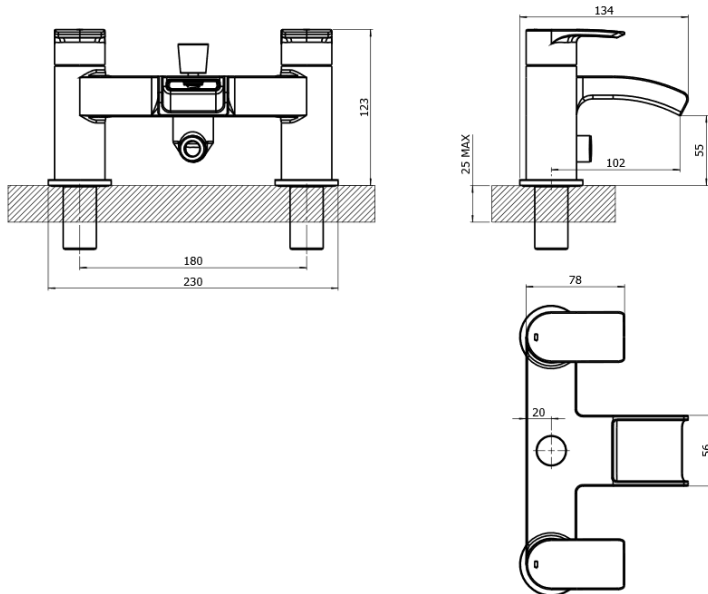
Certifications

	
Tested @ 0.2bar	



MARAL

E62009 – BATH & SHOWER MIXER



Specification

Finish	Chrome
Body	Brass
Fittings	Brass backnut & washer
Connection	3/4" BSP Threaded tail
Min dynamic pressure	0.1
Max dynamic pressure	6
Max static pressure	25
Max water temperature	85°C

Flow rates

Pressure	0.1	0.5	1	3
L/min	11.6	36.6	53.0	93.5
+restrictors	6.3	20.1	28.9	40

All Pressures in Bar. All flow in L/Min.
 Dimensions supplied are nominal and subject to tolerance.
 Inclusion or restrictors (sold separately unless stated) will affect flow rate result.
 Performance details are based on trials under test conditions and for guidance only.
 The Company reserves the right to change product specification without prior notice.

Features & Benefits

10 YEAR Guarantee	Low Pressure	Brass Back Nut	Shower Kit Included
Flow Restrictor	Single Flow		

Certifications

21.9 l/min	
Tested @ 0.2bar	

