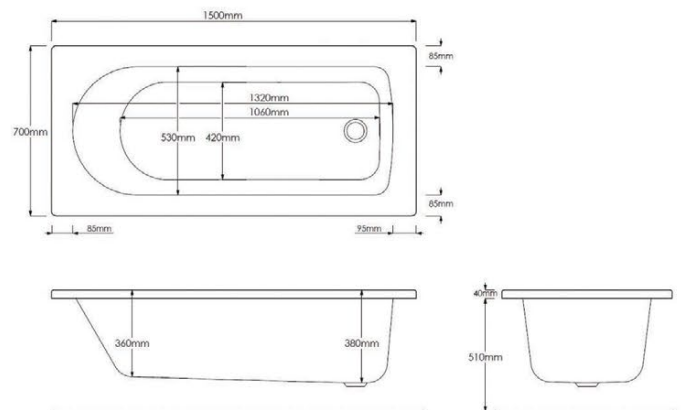


TECHNICAL DATA SHEET

1500 X 700 SINGLE ENDED BATH

Category: baths
 Guarantee: 25 year
 Type: single ended
 Weight: 17.00

Volume: 0.16



Dimensions are in millimetres except thread sizes which are BSP imperial.

Features

- Excludes wastes, taps
- Includes leg pack
- 151 litre capacity

Notes

Our guarantee is subject to the product having been installed, used and maintained in accordance with our instructions. All working parts (such as hinges, ceramic disks, cartridges, seals and cistern fittings), which are subject to normal wear and tear, are covered for 36 months from proof of purchase date. This excludes seats, which are covered for 12 months. Our guarantee applies to the original purchaser and is nontransferable. Our guarantee is only applicable in the UK and ROI. This does not affect your statutory rights.

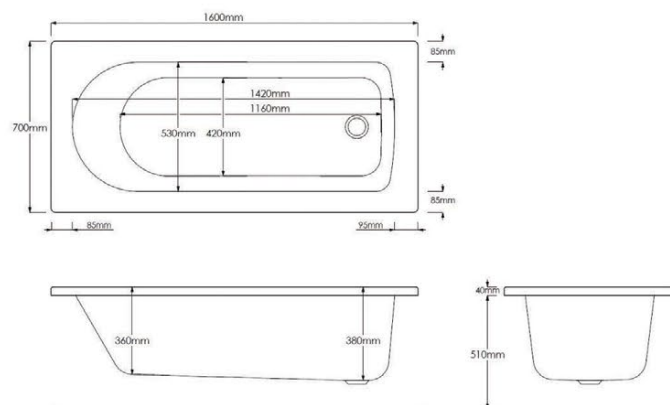
We recommend that a pressure reducing valve is fitted in installations where the water supply pressure exceeds 3 bar. Pressure in excess of 3 bar could reduce the working life of this product and invalidate the guarantee.

TECHNICAL DATA SHEET

1600 X 700 SINGLE ENDED BATH

Category: baths
Guarantee: 25 year
Type: single ended
Weight: 17.00

Volume: 0.16



Dimensions are in millimetres except thread sizes which are BSP imperial.

Features

- Excludes wastes, taps
- Includes leg pack
- 165 litre capacity

Notes

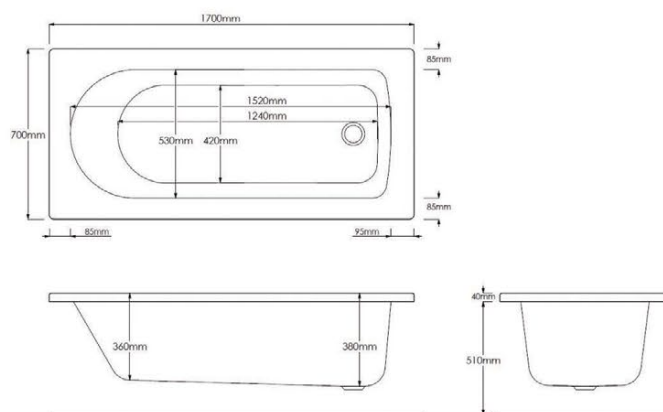
Our guarantee is subject to the product having been installed, used and maintained in accordance with our instructions. All working parts (such as hinges, ceramic disks, cartridges, seals and cistern fittings), which are subject to normal wear and tear, are covered for 36 months from proof of purchase date. This excludes seats, which are covered for 12 months. Our guarantee applies to the original purchaser and is nontransferable. Our guarantee is only applicable in the UK and ROI. This does not affect your statutory rights.

We recommend that a pressure reducing valve is fitted in installations where the water supply pressure exceeds 3 bar. Pressure in excess of 3 bar could reduce the working life of this product and invalidate the guarantee.

TECHNICAL DATA SHEET 1700 X 700 SINGLE ENDED BATH

Category: baths
Guarantee: 25 year
Type: single ended
Weight: 18.00

Volume: 0.16



Dimensions are in millimetres except thread sizes which are BSP imperial.

Features

- Excludes wastes, taps
- Includes leg pack
- 179 litre capacity

Notes

Our guarantee is subject to the product having been installed, used and maintained in accordance with our instructions. All working parts (such as hinges, ceramic disks, cartridges, seals and cistern fittings), which are subject to normal wear and tear, are covered for 36 months from proof of purchase date. This excludes seats, which are covered for 12 months. Our guarantee applies to the original purchaser and is nontransferable. Our guarantee is only applicable in the UK and ROI. This does not affect your statutory rights.

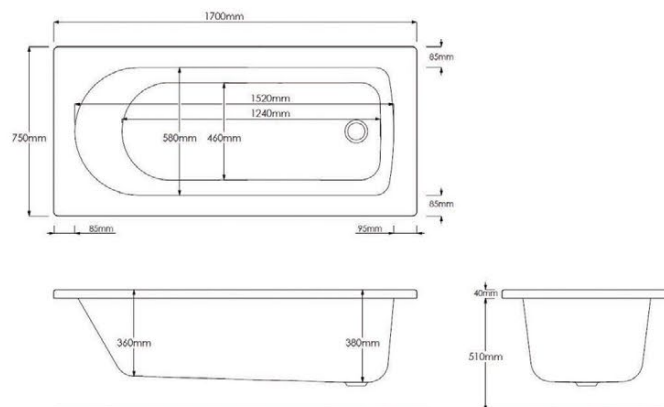
We recommend that a pressure reducing valve is fitted in installations where the water supply pressure exceeds 3 bar. Pressure in excess of 3 bar could reduce the working life of this product and invalidate the guarantee.

TECHNICAL DATA SHEET

1700 X 750 SINGLE ENDED BATH

Category: baths
 Guarantee: 25 year
 Type: single ended
 Weight: 19.00

Volume: 0.16



Dimensions are in millimetres except thread sizes which are BSP imperial.

Features

- Excludes wastes, taps
- Includes leg pack
- 197 litre capacity

Notes

Our guarantee is subject to the product having been installed, used and maintained in accordance with our instructions. All working parts (such as hinges, ceramic disks, cartridges, seals and cistern fittings), which are subject to normal wear and tear, are covered for 36 months from proof of purchase date. This excludes seats, which are covered for 12 months. Our guarantee applies to the original purchaser and is nontransferable. Our guarantee is only applicable in the UK and ROI. This does not affect your statutory rights.

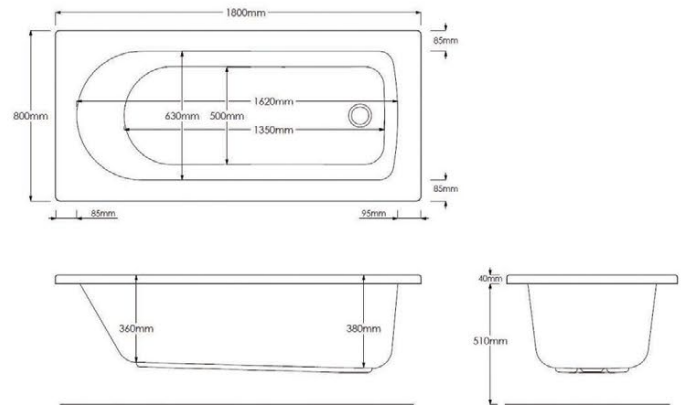
We recommend that a pressure reducing valve is fitted in installations where the water supply pressure exceeds 3 bar. Pressure in excess of 3 bar could reduce the working life of this product and invalidate the guarantee.

TECHNICAL DATA SHEET

1800 X 800 SINGLE ENDED BATH

Category: baths
 Guarantee: 25 year
 Type: single ended
 Weight: 22.00

Volume: 0.16



Dimensions are in millimetres except thread sizes which are BSP imperial.

Features

- Excludes wastes, taps
- Includes leg pack
- 231 litre capacity

Notes

Our guarantee is subject to the product having been installed, used and maintained in accordance with our instructions. All working parts (such as hinges, ceramic disks, cartridges, seals and cistern fittings), which are subject to normal wear and tear, are covered for 36 months from proof of purchase date. This excludes seats, which are covered for 12 months. Our guarantee applies to the original purchaser and is nontransferable. Our guarantee is only applicable in the UK and ROI. This does not affect your statutory rights.

We recommend that a pressure reducing valve is fitted in installations where the water supply pressure exceeds 3 bar. Pressure in excess of 3 bar could reduce the working life of this product and invalidate the guarantee.